



We have reached the end of the Autumn term and, once again, the children have worked very hard and achieved wonderful things with their learning and creativity. They have explored the school values of Respect and Honesty and are excellent role models for demonstrating these values.

We are now looking ahead to Spring term, which is often a time for new beginnings and fresh starts. Please make sure that your child has the correct school uniform when they come back in January as it provides all pupils with a sense of identity and pride in our school. More information about the uniform and how to order can be found on our website: <https://www.beaversprimaryschool.co.uk/page/?title=Uniform&pid=25>

Our school value when we return is Determination and we will be talking to children about how important determination is in achieving their goals.

We are running the Christmas Reading Challenge for the children to complete during the Christmas holidays. Their task is to complete 4 challenges around reading and there will be prizes! More information can be found on Google Classroom.

I would like to wish all our families a very Merry Christmas, a restful and safe break, and a happy and healthy new year. See you in 2023!



Issue 13
16th December 2022



December—Honesty

16th No Nursery

16th End of term—School Closes at 1:30

January

Spring 1—Determination

3rd Start of Spring Term

16th Hearing Clinic—Reception

17th Hearing Clinic—Reception

18th Hearing Clinic—Reception

20th Y5 Lunar New Year Assembly

February

Spring 1—Determination

6th Nursery—Library visit

10th Break up for Half Term (normal time)


20th Back to school

Spring 2—Co-Operation



Christmas lunch

We had a lovely Christmas lunch this week and staff and children would like to thank Chef & her team for feeding us so well.



Chrissie wishes everyone a Merry Christmas and she is looking forward to starting her training with the Dog Mentor in January.

Attendance Ladder



Attendance

Good attendance is very important for learning!

Attendance cup winners were:

KS1

1st Y1 Lemon 96%

2nd Y2 Sky 93%

3rd Y2 Indigo 92%

KS2

1st Y5 Ruby 97%

2nd Y4 Lavender 94%

3rd Y4 lilac 94%


Classes with 100% attendance earn a multi-day as a prize.

Autumn 2 value - Honesty

Choosing to be truthful in whatever you say and do.

Article 12: You have the right to give your opinion, and for adults to listen and take it seriously.





Christmas Raffle
Draw
Unclaimed raffle
ticket
GREEN 604



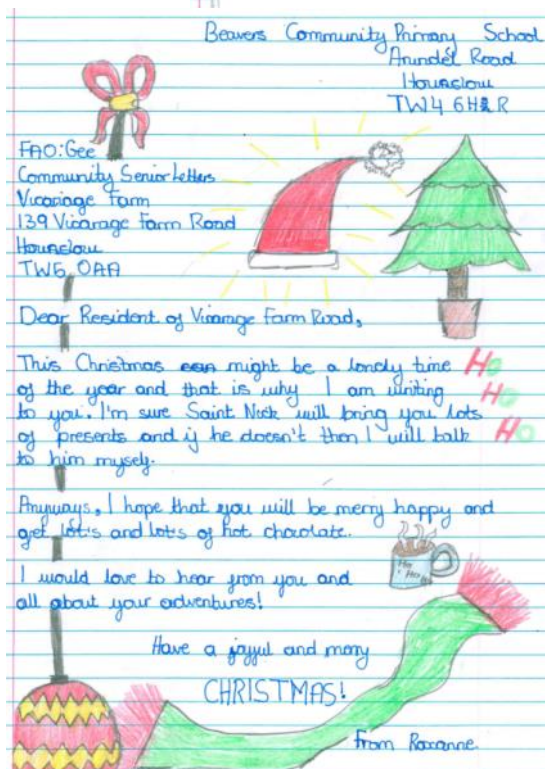
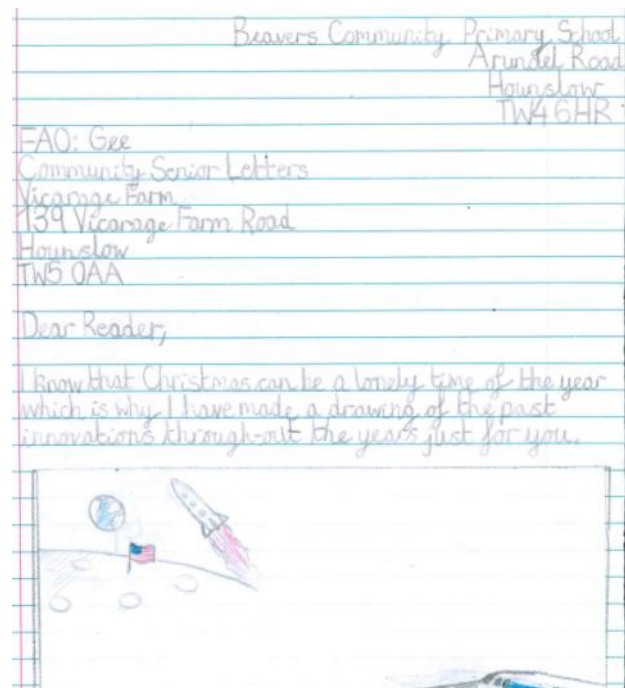
Golden Ticket:

**Awarded for: Good Values,
Good Behaviour**
15th & 16th December 2022

Apricot—Billy, Aloisa
Yellow—Dannalee
Lemon—Zoeya
Primrose—Gaddiel
Sky—Ruth
Indigo—Amaani
Blue—Abdullah

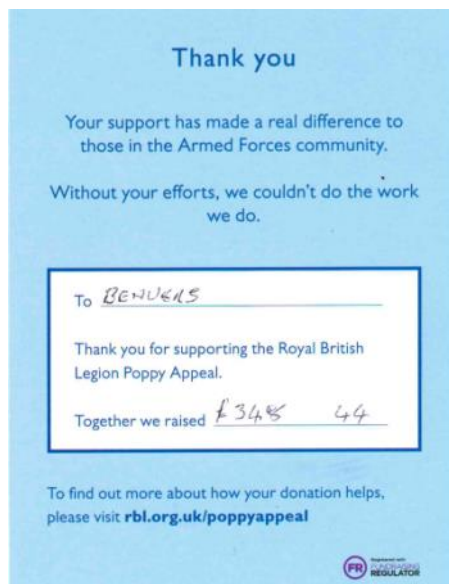
Green—Zo
Purple—Cain
Lavender—Aaryahi
Lilac—Arjon
Crimson—Poppy
Red—Mayzel
Ruby—Lisander

We took part in the Community Senior Letters Initiative to the residents of the Vicarage Farm Care Home. The letters written/drawn by the children in KS2 were delivered on Wednesday 14th December! The residents will be very grateful for all the kinds words from the children (see just a few below).



To the pupils and staff at Beavers Community Primary School,
We want to express our thanks for the brilliant support
the school has shown to Macmillan over recent years.
As a family, we have endured challenges, especially those
affected by cancer. With your generous help, we have
been able to offer telephone buddy calls to ensure
that anyone affected by cancer had a friendly voice
to reach out to. Your resolute support during that
difficult time, truly made a positive impact. Thank
you for regularly going above and beyond for
Macmillan, and the people we support.

Wendy Nelson
Olly Larkin - Macmillan Cancer Support



Merry Christmas and a Happy New Year from the PTA & Pupil Governors

Nursery children enjoyed eating and dancing at their Christmas party. Santa came to visit and the children were very happy to receive a little present! Thank you parents for bringing in the party food!



Sunshine class had so much fun on Wednesday, parents came and joined their children for the class Christmas party. There were lots of fun activities and snacks and a dance with Miss Tasha at the end.



The Nursery children had fun making Christmas biscuits. They made snowmen, star and bell shortbread biscuits.



Here is the Beavers Christmas Reading Challenge. Hope you and your child enjoy taking part. Be as creative as you wish. It will also be posted on Google Classroom if you would like to submit it that way.

Christmas Reading Challenge



Instructions

1. Complete **4** challenges in the Santa hat.
2. Colour it in and date it.
3. Attach a photo on the back of your challenge.
4. Hand it back to your class teacher after Christmas.
5. Enjoy!

Name:	
Class:	

What's happening in the news?



Let's have a look at the poster

Greeting Cards

Let's look at the story



People all around the world continue to send greeting cards, despite huge increases in online messaging and use of social media. People send cards for many reasons including, birthdays, weddings, and religious festivals to show others they care.

According to the Greeting Card Association's research, British people send more greeting cards per person than any other nation! In 2021, Royal Mail estimated that it delivered 150 million cards during the Christmas period.



Learn more about this story [here](#).
Watch the useful video [here](#).



Read through the information below about greeting cards.

What is a greeting card?

A greeting card is a card sent to others to provide a message for different occasions or even just to say you are thinking of them. Typical occasions include birthdays, Christmas, Eid al-Fitr, Ramadan, Diwali, weddings, as a thank you, farewell, and many more.



Pictured above: A thank you card

moonpig.com

Pictured below: A typical Christmas card



BitsaboutBritain.com

Greeting card statistics

- The UK has the most successful greeting card industry in the world!
- Each person buys on average 31 cards per year.
- £1.68 is the average cost for each card.

© Picture News 2022

Main question



Why do we send greeting cards?

Listen Think Share

- > Look at the poster image. What can you see? Have you sent or received any cards over the festive period?
- > Can you think of other times that you send cards? Who do you send cards to? Is writing and sending cards something you enjoy doing?
- > Read through the news story and discuss your thoughts. Are you surprised to learn that so many people still send cards? Can you think of any alternative ways to share a message? E.g., sending an email or text. Talk about which you prefer to send or receive and why. Also consider the impact on the environment each has.
- > Read the information, found on the resource, about greeting cards and look at the different examples. What types of cards do you like to receive?
- > Watch the useful video, which explores more about the history of Christmas cards and talk about how they have changed over time.
- > Can you create and send a greeting card for someone who is important to you? Think about what you are celebrating. What will the design be? What message will you write?

Useful Weblinks

- > News story: www.southernliving.com/holidays-occasions/christmas/do-people-still-send-christmas-cards
- > Useful video: www.kriss-kringle.com/cards.html

GOING OUTSIDE IN WINTER

When going outside, the cold temperature and cold winds are two obvious hazards but before you go out, there are other tips to bear in mind:

Staying safe starts at home

1. BEFORE YOU GO OUT TO PLAY

Make sure you've had something to eat and drink to fuel your fun.

2. WRAP UP SAFE AND WARM

3. TELL AN ADULT WHERE YOU ARE GOING

4. TAKE SOME WATER TO STAY HYDRATED

if you're going to be out for a long time.

Wrap up safe and warm

1. WEAR LOTS OF LAYERS OF CLOTHES

(not just a t-shirt and a big coat)

2. WEAR A BRIGHTLY COLOURED COAT

So that cars and other people can spot you easily.

3. WEAR A HAT TO KEEP YOUR HEAD WARM

4. DON'T FORGET YOUR FINGERS AND TOES

Wear some nice thick gloves and socks.

5. WATERPROOF BOOTS AND COATS WILL KEEP YOU DRY



EFFECTS OF THE COLD

We all get a little chilly when we're out in the cold, but we need to make sure that we don't get too cold as this could cause frostbite and hypothermia.

What is frostbite?

Frostbite is when your skin gets so cold that it starts to become damaged.

Look out for these signs of frostbite:

- Your skin may turn pale or even greyish or bluish, and have a waxy look
- Your extremities (fingers, toes, nose, lips or ears) may feel numb
- Your skin may feel frozen or stiff, or may even feel itchy or burnt
- In serious cases, there may be blisters on the skin
- It might feel painful when your extremities start to warm up

What is hypothermia?

Hypothermia is when your body gets so cold that it is not able to work properly. People become hypothermic when their body temperature (not the outdoor temperature) drops from 37°C to 35°C.

Look out for these signs of hypothermia:

- You may start shivering
- You may feel tired or sleepy
- You may feel confused, not understand what's going on, or find it difficult to remember things
- You may slur when you talk
- Your skin might feel cold

Winter WATER SAFETY

In winter, more people who are walking or running alongside water fall in and drown than in any other season.

Slippery paths, patches of ice and a lack of daylight can make being near water more dangerous than in the summer months. If you fall into the water, the cold temperatures make it difficult for you to control your breathing, to use your hands to climb out and can even cause you to have a heart attack.

So, follow our safety tips to make sure that your winter walks are enjoyable and safe.



KEEP BACK FROM THE EDGE

When walking alongside water keep back from the edge.



ONLY USE WELL LIT AREAS

Time your walks to make the most of the daylight. If you need to walk in the evening only use well-lit areas or take a route not alongside water.



KEEP DOGS ON THEIR LEADS

Keep dogs on their leads when near ice and don't throw sticks or toys onto the ice.



TEACH CHILDREN NOT TO GO ON TO THE ICE

Teach children not to go onto the ice under any circumstances.



DON'T GO ON THE ICE TO RESCUE A DOG

Don't go onto ice or into the water to rescue a dog. move to somewhere that the dog will be able to climb out and call them towards you.



For more information visit riss.org.uk

Following the tragic accident on Babbs Mill Park Lake near Solihull at the weekend, please see the guidance on the previous page and below.

SNOW, ICE AND WIND CHILL

- **Ice** is just frozen water. Water freezes when the temperature reaches 0°C or colder
- **Snow** forms if the cloud is below 0°C. When the cloud is cold enough, the water in the cloud turns into ice instead of rain and the tiny ice crystals stick together to make snowflakes
- **Wind chill** is the extra coldness that you feel when cold wind blows past your skin. The stronger the wind, the faster your body loses heat and the colder you feel

Walking on snow and ice

No matter how well the snow and ice are removed from pavements and car parks, there will still be areas that are slippery and icy.

TOP TIPS

1. WALK CAREFULLY AND REMEMBER THAT ALL WET OR DARK AREAS ON PAVEMENTS COULD BE SLIPPERY AND ICY
2. WEAR BOOTS WITH LOTS OF GRIP
3. BE EXTRA CAREFUL WHEN GETTING IN AND OUT OF CARS AND BUSES (NEVER JUMP)
4. ONLY WALK IN SAFE AREAS – CUTTING ACROSS PILES OF SNOW AND ICE COULD BE HAZARDOUS
5. NEVER WALK ONTO ICE ON A POND, LAKE, CANAL OR RIVER (THERE ARE ALWAYS WEAK AREAS THAT YOU COULD FALL THROUGH)

ALWAYS FOLLOW THE WATER SAFETY CODE

Whenever you are around water:

STOP AND THINK

Look for the dangers. Always read the signs.

STAY TOGETHER

Never swim alone. Always go with friends or family. Only swim where there is a lifeguard.

In an emergency:

CALL 999 OR 112

Shout for help and phone 999 or 112.

FLOAT

If you fall in, float or swim on your back. Throw something that floats to anyone who has fallen in the water.